



## Track Day Guide Spa Francorchamps

This guide contains important information about your track day. **It is vital for your safety, and the safety of others, that you are aware of the guide's contents. Please read it thoroughly before you arrive.** If you have further questions, please email [info@lotus-on-track.com](mailto:info@lotus-on-track.com)

### CONTENTS

1. Arriving at the circuit
2. On track
3. General Information
4. Other useful information

### 1. ARRIVING AT THE CIRCUIT

You should arrive at the circuit in good time to complete three important steps. Before going on track you must sign on, attend a track briefing and check that your car is roadworthy.

**Note:** Arrival is not permitted before 7.35am – there is a charge of 450Euro + tax for overnight stays at the circuit or for early access. Garages must be vacated by 18.00hrs and the paddock area clear by 19.00hrs.

<p><b>Sign on</b> <b>07:40-08.30</b> In F1 garage 38 of the F1 paddock.</p>	<p>Complete a LoT indemnity form – both drivers and passengers.</p> <p><b>You will need to show your driving license</b></p> <p>At sign-on you will receive a coloured wristband to indicate that you are signed on.</p> <p>Sign on will close at <b>8.30</b> and re-open at 9.10am.</p>
<p><b>Track briefing</b> <b>08:40 – 08:55</b> IN THE F1 PIT LANE</p>	<p>This briefing is mandatory for drivers and passengers. It explains the rules of your track day. At the end of the briefing you will be given a different coloured wrist band that indicates you have attended a briefing.</p> <p><b>There will be a 2<sup>nd</sup> briefing for drivers who arrive late at 9.30am.</b></p>
<p><b>Self-Scrutineering</b></p>	<p>Your car must be safe for you and others. Please check</p> <ul style="list-style-type: none"> <li>• brake and indicator lights</li> <li>• wheel tightness</li> <li>• seat belt operation (where fitted)</li> <li>• tyre tread patterns</li> <li>• your crash helmet is suitable for use in a car on circuit</li> <li>• your clothing fully covers arms &amp; legs</li> </ul>

**Only drivers and passengers wearing the appropriate wristbands will be allowed on track.**

**Timing is NOT permitted.**

**Garages** – for those who have a garage booked I will email you your garage number by Thursday evening – it will also be available at sign on.

**We are using the F1 pit lane.** Please be sensible when arriving in the paddock and follow the directions of our team.

**There is NO access to the circuit until 7.35am on Saturday morning under any circumstances.**

## 2. ON TRACK

### Your car and safety

Before going on track you must check your car for safety and roadworthiness – water, oil, battery connections, throttle return spring, brakes, tyres, wheel nuts, indicator lights are obvious items. Please remove all loose items from both cockpit and luggage areas. We recommend that each car is equipped with an approved fire extinguisher which is still within validity dates – this can be placed anywhere within the car but it is advisable to have in the main compartment.

**Noise** – The noise limit at Spa for this day is 103db drive by - 15meters from edge of track & 107db static. This noise limit will be strictly enforced by Lotus on Track and the circuit. It is strongly advised that drivers ensure their car is below the limit before attending, if in doubt fitting a cat to the car normally reduces noise by a couple of db. All cars will be noise tested – details at sign on. It is your responsibility to abide by the noise limits.

### Familiarisation laps

The day is being run in open pit lane format.

The day will start with two groups of sighting laps being run. Each group will complete 3 laps of the circuit. At the end of the 3 laps you must return to the paddock. The sighting laps are for you to familiarise yourself with the track layout and check the location of marshal posts, light gantries and the Pit Lane access. There should be no overtaking and a maximum speed of 70kph should not be exceeded.

### Track driving rules










Fast driving on a racetrack is clearly safer and more enjoyable than driving on public roads. Nevertheless, there are risks if drivers don't have the right attitude, ignore the advice of experienced instructors or flout the basic rules of circuit driving. The following rules apply to most circuits:

1. Drive clockwise and to the right – never reverse on the track or in the pit lane.
2. Overtake only on the left and in the straights – **never in corners or in braking zones**
3. Overtake only with the consent of the driver in front of you – **wait for the driver to signal consent** by using indicator lights or by waving. The driver being overtaken must **lift off the throttle** until the faster car is safely past.
4. Check mirrors carefully before moving off your line to overtake or corner.
5. Keep moving – never stop on the track, even if you see an incident.
6. Cold tyres have less grip, so be extra careful on the first lap. Slick tyres are not permitted.

**It is mandatory for all drivers and passengers to wear a crash helmet that is suitable for driving a car on circuit. Timing is NOT permitted.**

### Signals using lights or flags

Track sessions are controlled by flags or lights supplemented by flags. You need to know the position of marshal posts, where flags may be waved, and of light gantries or posts.

	Red light or red flag	Session is stopped	<ul style="list-style-type: none"><li>• Reduce your speed significantly (check mirrors)</li><li>• Do not overtake</li><li>• Return to the pit lane and await further instructions.</li></ul>
	Yellow light or yellow flag	Danger ahead – an incident or a hazard	<ul style="list-style-type: none"><li>• Reduce speed (check mirrors)</li><li>• Do not overtake</li><li>• Be prepared to stop.</li></ul>
	Green light or Green flag	All clear, at the end of the danger area controlled by yellows.	<ul style="list-style-type: none"><li>• You can return to normal speeds.</li></ul>
	Yellow light or yellow flag – full course	Danger ahead - No overtaking, maximum speed 80 km/h	<ul style="list-style-type: none"><li>• <b>Reduce speed to 80 KMH on full circuit</b></li><li>• Do not overtake</li><li>• Be prepared to stop.</li></ul>
	Yellow & red striped flag	There is spillage on the track or a change in conditions making driving dangerous	<ul style="list-style-type: none"><li>• Reduce speed and use caution.</li></ul>
	Blue flag	A faster car is behind.	<ul style="list-style-type: none"><li>• Allow it to pass at the first safe opportunity.</li></ul>
	Black flag	A problem with your car or there is a need to discuss aspects of your driving	<ul style="list-style-type: none"><li>• Return to the pits immediately and report to the marshals.</li></ul>
	White Flag	A service or slow moving vehicle is on the circuit in the following sector.	<ul style="list-style-type: none"><li>• Be aware</li></ul>
	Chequered flag	This is the end of the session	<ul style="list-style-type: none"><li>• Reduce speed (cool off your engine &amp; brakes)</li><li>• Return to the pits at the end of your lap.</li></ul>

## Incidents

Always drive within your limits. If your car spins or leaves the track then:

- follow the instructions of any nearby marshal
- rejoin the track if you can, but with extreme caution
- report to event control as soon as you get back to the pits.

If you consistently drive beyond your limits, event control officials will black-flag you and exclude you from the track for that session. If you get a second black flag, you will be excluded from the circuit for the remainder of the day.

In all matters of driver and passenger behaviour, the judgement of event control officials and marshals is final. Remember that the high speed handling characteristics of your car may change as conditions vary or your car warms up.

**If you stop anywhere on the circuit – please stay in your car, unless it is on fire! It is a lot safer in your car than wandering around.**

## Pit lane safety

You can call in at the pits at any time during your track session. Signal your intention to enter the pit lane using your indicator. Keep to the pit lane side of the track and slow down – well before the pit lane entrance. The maximum speed permitted in the pit lane is 10 mph. Park so that other cars and emergency vehicles may pass.

The pit lane is restricted to drivers and cars involved with a track session. **There must be no**

- refuelling or smoking in the pits or the pit lane
- pit signalling
- children under 16 in the pit lane
- animals
- **pit (or in-car) timing equipment**

## 3. GENERAL INFORMATION

### Driver and passenger safety

Drivers are allowed to carry one passenger. Drivers and passenger's must

- have signed on
- wear appropriate (driver or passenger) wrist-bands
- wear clothing that fully covers arms and legs
- wear a crash helmet (open face helmets are only permitted with a roof on)
- wear a seat belt (if fitted) at all times.
- **not consume alcohol during the event – this includes at lunch time**
- not eat/drink or chew gum on the circuit – to prevent risk of choking

In addition, passenger's must

- be eighteen or over – proof of age will be required.
- occupy the front seat only.

### Insurance

Normal road vehicle insurance is not valid when you are on track or off the highway at a private venue. The indemnity, which you must sign, excludes you from making any claim against damage to the car or the driver/passenger however it is caused. You may be able to arrange insurance cover for the day through your existing broker or insurer. Alternatively, you can take out special track day insurance from a specialist.

### Off track

There are some general restrictions that apply:

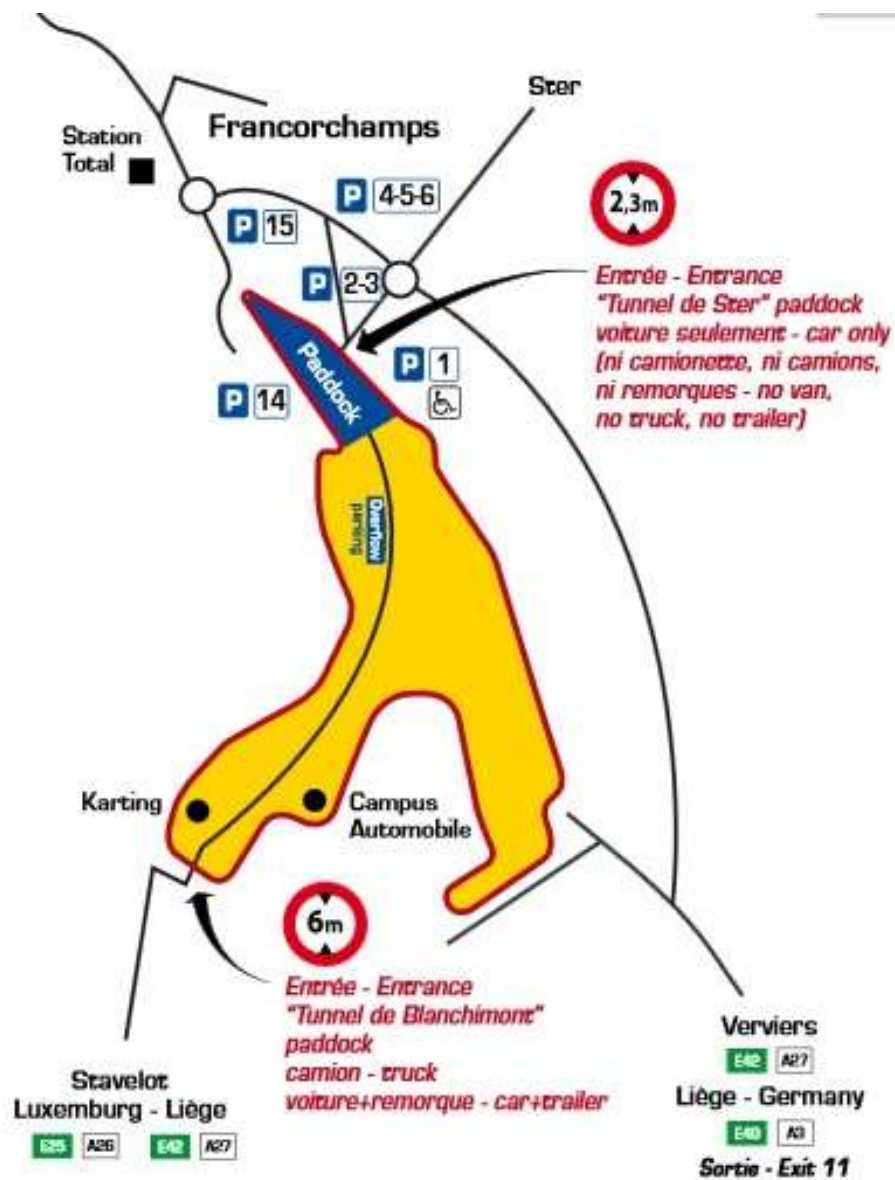
- animals are not permitted
- children must be over 16
- in car photography (videos must be for private use only and securely mounted – suction mounts are NOT permitted at Spa)
- It is forbidden to pour used oil or any other toxic waste, including but not limited to brake pads into bins, sewers, drains or anywhere else on the site of the Spa-Francorchamps Circuit.
- Types of skids such as 'burns' or 'drifts' are strictly forbidden in the paddocks and carparks of the Circuit.

#### 4. OTHER USEFUL INFORMATION

##### Directions to the circuit:-

Spa Francorchamps circuit is located in the village of Francorchamps.

Please use the Ster entrance marked below. If you are towing and have a high vehicle please use the Blanchimont entrance. Once inside the circuit make your way to the F1 pit lane.



##### Petrol & Restaurant: -

Is available on site with unmanned pumps that take credit/debit cards or in Francorchamps.

Lunch will be 12-1pm. The Pit Stop café will be open and can be found on the roof of the main pit building.

The day will close at 18.00hrs.

**IF YOU HAVE ANY PROBLEMS ON THE DAY PLEASE SEE A MEMBER OF STAFF. It is too late to sort an issue after the day!**